



THE ISLAND

SHAMAL

Shamal confidential and proprietary. It must not be shared, in part or in whole, with any parties other than those for whom it is intended.

OVERVIEW

THE ESTATE

SUN PATH IN SUMMER



Winter Wind



Sunset

SUN PATH IN WINTER




ESTATE
LAND PARCELS

ESTATE
VILLAS

ESTATE
VILLAS

ULTRA-LUXE
RESORT

RESIDENTS'
MARINA



Burj Khalifa
View



Summer Wind



Sunrise



Burj Al Arab
View

LOCATION

PRIVILEGED ACCESS

Strategically positioned just off the Jumeirah coastline, The Island offers unparalleled access to iconic landmarks that define the Dubai experience, making it an exclusive address for a privileged few.

This prime location elevates lifestyle possibilities and enhances the prestige of your address on The Island.

10 min

BURJ KHALIFA

12 min

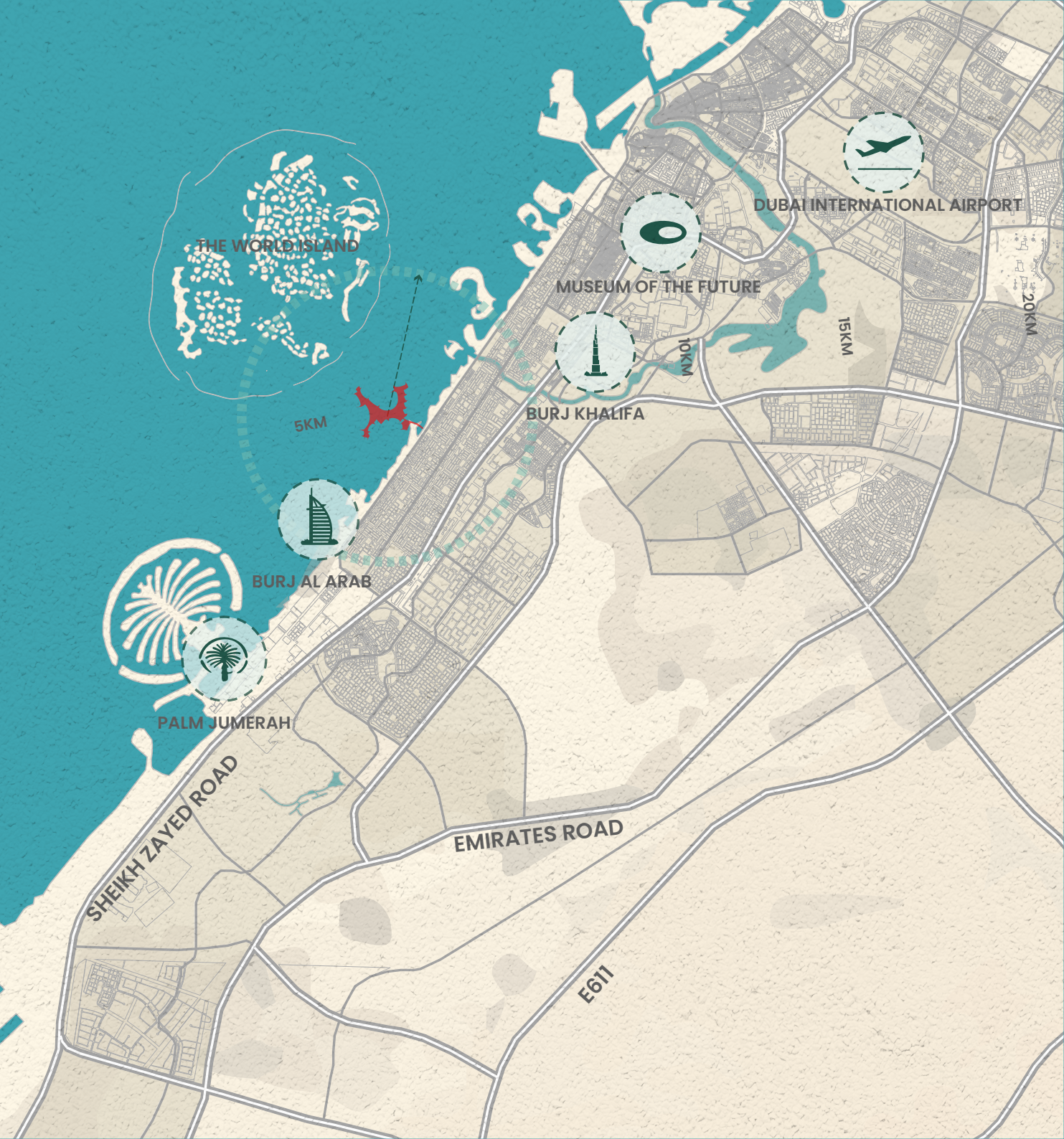
DUBAI MALL

15 min

DUBAI MARINA



PALM JEBEL ALI



THE ESTATE



CLUSTER KEY

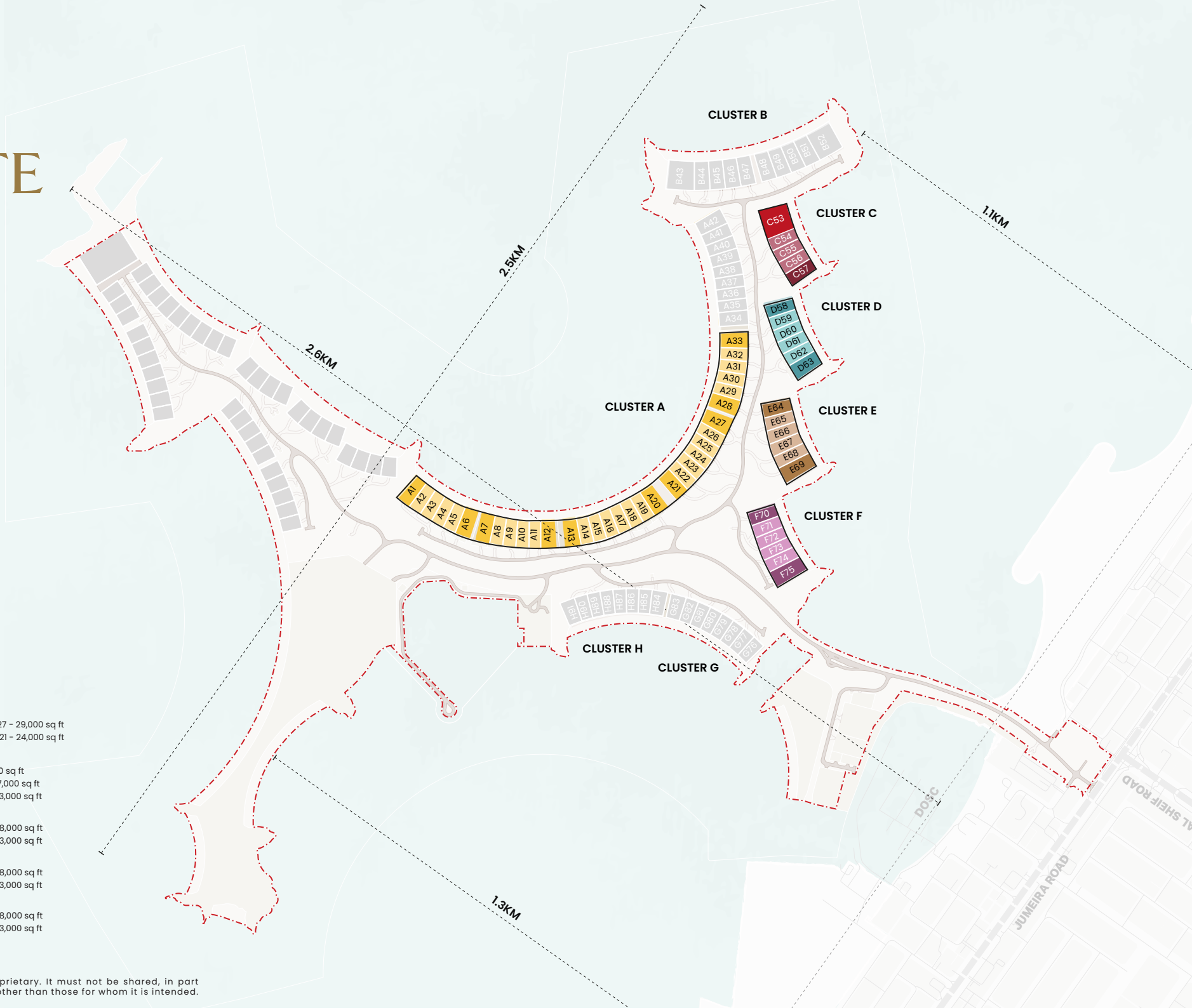
- Cluster A**
- 12 (Type 3 End) (72m x 34m), 27 - 29,000 sq ft
- 30 (Type 3 Mid) (72m x 28m), 21 - 24,000 sq ft

- Cluster C**
- 1 (Type 5) (72m x 64m), 48,000 sq ft
- 1 (Type 3 End) (72m x 34m), 27,000 sq ft
- 3 (Type 3 Mid) (72m x 28m), 23,000 sq ft

- Cluster D**
- 2 (Type 3 End) (72m x 34m), 28,000 sq ft
- 4 (Type 3 Mid) (72m x 28m), 23,000 sq ft

- Cluster E**
- 2 (Type 3 End) (72m x 34m), 28,000 sq ft
- 4 (Type 3 Mid) (72m x 28m), 23,000 sq ft

- Cluster F**
- 2 (Type 3 End) (72m x 34m), 28,000 sq ft
- 4 (Type 3 Mid) (72m x 28m), 23,000 sq ft



LIFESTYLE

SANCTUARY OF SOPHISTICATION



YOUR HAVEN

Nestled off Dubai's shimmering coast, The Island is a serene oasis where timeless elegance meets breathtaking vistas. It is an exclusive retreat that offers unparalleled privacy, indulgence and bespoke living.

PRISTINE BEACH

A serene stretch of untouched coastline to soak in the sunshine. Each estate parcel enjoys its own private section of the natural beach, where gentle waves and golden sunlight create moments of blissful tranquillity.

EXQUISITE LIFESTYLE

Immerse yourself in a pristine getaway with meticulously curated landscapes featuring indigenous flora and tranquil water features. Every detail of The Island's grounds is curated for those who pursue an exceptional lifestyle.

CURATED PRIVILEGES

The Island boasts a world-class marina with private berths, a Mediterranean-inspired yacht club with exquisite dining and concierge services, and a dedicated helipad for effortless access. Complemented by tranquil seclusion and easy access to Dubai's finest.

An aerial photograph of a coastline. The left side of the image shows deep turquoise water with white foam from waves breaking onto a sandy beach. The right side shows a wide, light-colored sandy beach with some darker, possibly wet sand or shadows. The overall scene is bright and clear.

SHAMAL

Shamal confidential and proprietary. It must not be shared, in part or in whole, with any parties other than those for whom it is intended.